

Newsletter for Pilchuck Camera Club – Everett Washington

All images in the newsletter are property of the photographer and all rights are reserved.



Table of Contents

The Pilchuck Camera Club Newsletter	3
Pilchuck Camera Club Meeting Minutes	5
Pilchuck Camera Board Meeting Minutes	6
Cover Image.....	7
Articles and Other Information	8
Board Members Wanted	8
The Annual Club Picnic.....	9
Meeting Program.....	10
Creating Canvas Gallery Wrapped Images with Mirrored Sides	11
Monthly Competition.....	15
Regular Competition Winners.....	16
Regular Competition Results.....	21

The Pilchuck Camera Club Newsletter

Serving members from the Puget Sound Area of Washington State



Pilchuck Camera Club

The Pilchuck Camera Club was organized June 12, 1964 and is a member of the Photographic Society of America (PSA) and the Northwest Council of Camera Clubs (NWCCC). Membership is open to any-one interested in color or monochromatic digital photography. Club meetings are held at 7:00 p.m. on the second Thursday of each month in the Baker Heights Social Hall, 1401 Poplar Street, Everett, WA.

Pilchuck Camera Club Web Page: <http://www.pilchuckcameraclub.com>

Members of:



Northwest Council of Camera Clubs (NWCCC)
<http://www.nwcameraclubs.org>



Photographic Society of America (PSA) Web Page: <http://www.psa-photo.org>

2017 Officers

President - Tracy Carson
Phone 425-343-3164
t.carson1@yahoo.com

Vice President - Paula Kelly
Phone: 425-244-2074 paulakc3@gmail.com

Secretary - Sonia Rahm
Phone: 360-568-3590 Sonia@rahm.org

Treasurer - Greg Thomas
Phone: 360-387-7456
thomasigolf@comcast.net

Standing Committee Chairpersons

Membership: Jim Rahm
Phone:

Social - Renata Kleinert
Phone: 425-773-9840 photosbyrenata@frontier.com

Sunshine: Sonia Rahm
Club Competition : Jim Basinger
Phone: 360-658-8938 jbasingerokie@comcast.net

PSA Club Representative: Stephen Lightle
Phone 425-330-8623 lightle@comcast.net

NWCCC Delegate: Renata Kleinert
Phone: 425-773-9840 photosbyrenata@frontier.com

Field Trips: Stephen Lightle
Phone 425-330-8623 lightle@comcast.net

Point Records: Jim Basinger
Phone: 360-658-8938 jbasingerokie@comcast.net

Historian: Open

Pilchucker Editor: Bill Schwarz
Phone: 425 422 6367 bill@bjschwarz.com

Web Master: Stephen Lightle
Phone 425-330-8623 lightle@comcast.net

COMING EVENTS

Monthly Club Meeting:

7 pm at the Baker Heights Social Hall
1401 Poplar Everett Washington
September 14, 2017

September 12, 2017

3 Regular Competition Images
3 Challenge Images — Night
To: (Jim): jbasingerokie@comcast.net

3 PSA Travel

To: (Steve): lightle@comcast.net

SEND ALL IMAGES

No later than
September 12, 2017

Dimension requirements for regular and challenge submit-ted images: No larger than 1920 pixels wide or 1080 pixels tall.

Refreshments: Jerry Sorrenson

Program: Day 2 Friedman Seminar

Pilchuck Camera Club Meeting Minutes

The monthly meeting of the Pilchuck Camera Club was held on August 10, 2017 and called to order by Vice President Paula Kelly at 7pm.

There were 14 members present and 1 guest, Donna Branscome, who joined as a new member.

Treasure Greg Thomas reported \$1326.07 in the Treasury.

Vice President Paula Kelly presented certificates to the winners of the monthly competition.

The Judges were: Greg Thomas, Sonya Lang and Renata Kleinert.

There were 42Reg, and 23 Challenge images shown. Tabulation and Projection were by Jim Basinger and Steve Lightle

Program for the evening was a commentary with Judges Greg Thomas, Sonya Lang and Renata Kleinert

New Business: No New Business

Old Business: No Old Business

Meeting adjourned 7:25pm

Board Meeting: August 14, 2017, Meeting to be held at Paula Kelly's home.

Respectfully Submitted

Sonia Rahm

Pilchuck Camera Board Meeting Minutes

The Board meeting of the Pilchuck Camera Club was held on August 14, 2017 at Vice President Paula Kelly's home at 6:30 pm. Refreshments were served by Paula Kelly

The following members were present:

President Tracy Carson
Vice President Paula Kelly
Doug Goodman
Sonya Lang
Steve Lightle
Greg Thomas
Jim Rahm
Sherrie Tallman
Sonia Rahm

The following discussions were held:

1. Images must be resubmitted when any changes are made.
2. Article 6 to be changed to read Newsletter Editor
3. Attach a PDF directing new members to the club handbook
4. Banquet venue for the club annual dinner. Remain with same venue or hold in private home
5. Have history of club digitalized to reduce paperwork that is currently stored at Steve Lightle's home.
6. Sonya Lang will organize annual competition images
7. As a club look for interesting speakers or programs
8. Club picnic to be held September 9, 2017 on Whidbey Island, Greg Thomas will set location and notify board members

New Board members were discussed and subject to change:

President: Paula Kelly
Vice President co-chair: Tracy Carson and Sonya Lang
Secretary: Sonia Rahm
Newsletter: Bill Schwarz

Adjourned: by Jim Rahm and Sherrie Tallman 8:30pm

Cover Image

Title: 55 Chev

By: Jim Rahm

I took this photo at the car show on first street in Snohomish in Saturday, July 15, 2017 4:17 PM at **kla ha ya days**, <http://www.klahayadays.com/>.

Image was shot with my Cannon EOS Rebel T6i size 7.8 MB Dimensions 6000 x 4000 1/500 sec. f/5 37mm 1/500 sec. shot f/5 37mm ISO 640.

I always liked this 55 and the presentation under the hood. The 55 model under the hood revolves. That car is a keeper.

Articles and Other Information

Board Members Wanted

(from Tracy's email)

Good morning fellow club members –

First, I would like to thank you for the opportunity to serve as President of PCC for almost the last two years. This club and all of you mean more to me than you might know. I have really enjoyed the outings and trips I have been on, and always look forward to seeing the images you share at meetings. I have learned a lot from all of you over the last several years, have been places and done things that I probably never would have without the support of friends I have made ;).

Time has been flying by, and this morning I noticed an almost fall-like feeling in the air. I can't even believe I'm saying that! With fall, comes the time to start thinking about the upcoming election in November for the next executive board for 2018.

I would like to take this opportunity to invite any of you who might be interested in being on the executive board to contact me. We are needing to fill the positions of President, Vice President and Treasurer for sure. Sonia Rahm has said she is willing to continue on as Secretary for another year, but if anyone has a burning desire by all means let me know! The term is one year, with a maximum of two consecutive years in one position. If you have any questions, I am happy to answer them.

Thanks to all of you, old and new members for being part of an awesome club! Please let me know if you are interested in a board position. I look forward to hearing from you. We will vote at the November meeting and the new board will step in on January 1, 2018.

Happy shooting, I am super excited to see everyone's night shots at the September meeting.

Tracy

The Annual Club Picnic

Club Members and immediate family members are invited to the annual club picnic.

Sept 9th, from 11am until 4pm.

at Langus Park Picnic Shelter,

411 Smith Rd, Everett WA 98201

<https://everettwa.gov/facilities/facility/details/langus-riverfront-picnic-shelter-109>

The covered shelter has been reserved from 10am until 10pm for those who wish to come earlier or stay later.

There is a BBQ, running water, picnic tables. Restrooms are available. There is also plenty of parking.

Lunch will be served around 12:30 PM. Hot dogs, burgers, lemonade and cake will be served! Salads will be potluck!

Please RSVP ASAP...if you are coming and what you will bring....so we can plan for the food and whatever else we will need!

Thanks in advance for your quick replies,

Paula Kelley

Meeting Program

The streaming version of the seminar contains a total of six hours of video, broken down into chapters, with each chapter followed by a summary, further reading, and proposed exercises, all designed to move the tremendous amount of information from short-term to long-term memory.

In Day 2, the subject matter delves into the technical aspects of digital photography. The video course cuts through the confusion and gives you everything you need to know to start shooting confidently, improve your creativity, deepen your technical understanding, and give you the means to realize the shot you have in your head.

Day 2 ("The Technical Stuff")

- How your exposure meter thinks (or "Why can't the camera just make it look the way I see it?")
- The three variables of exposure, explained intuitively.
- The three types of metering, and which ones are actually useful.
- The RAW vs. JPG dilemma explained without religious fervor
- Histograms, explained intuitively.
- How to avoid horrific .jpg compression artifacts
- The important problem of print vs. screen resolution
- The only eight Post-processing functions I use
- How to cut through haze
- How to clean dirty windows
- Saving Lenin with Curves
- Make Stuff Go Away
- Recommended Unsharp Mask values
- Expanding Dynamic Range using RAW.

Each day is broken up into easily digestible video "chapters", along with summary and exercises between chapters to reinforce what was learned and to help move the lessons into long-term memory.

Creating Canvas Gallery Wrapped Images with Mirrored Sides

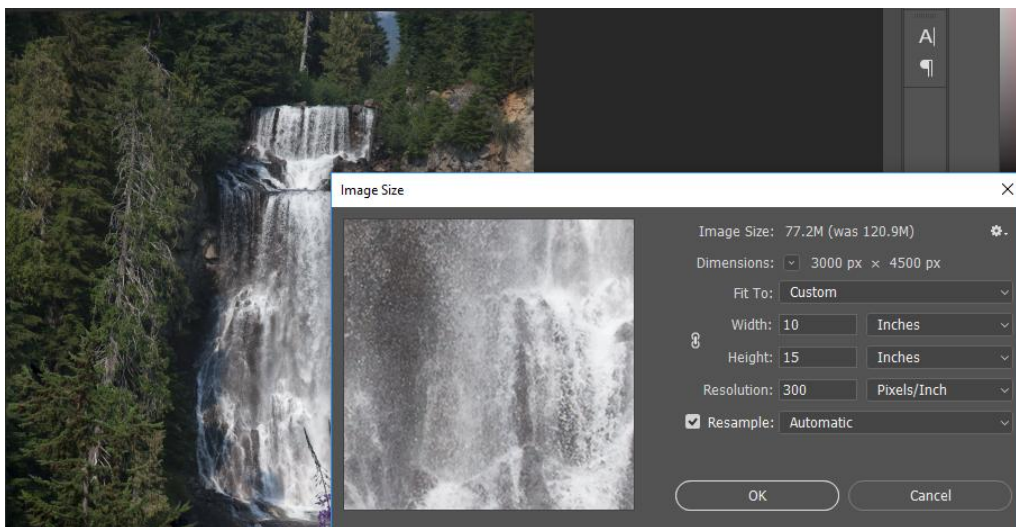
-Bill Schwarz

Most of my home printing is on canvas. I like the look, ease of hanging and low frame costs. This article is a brief overview of the process I use. There are many ways to do this and you can create your own method to suit your displaying wants. The wrap and stapling area enter into the final printing dimensions. The examples below are for a 10x15 frame built using $\frac{3}{4}$ " wood frame, and using a mirrored wrap.

1. Prepare the Image for Printing

First determine the printable area on the canvas needed for the front, the wrap and some overhang on the back for stapling. For each side, I like to have $\frac{1}{4}$ " of the print extend over the frame edge and then another $\frac{1}{4}$ " of white canvas for stapling. Extra is not a problem. Thus, for 10x15, the final canvas size will be at least $12\frac{1}{2}$ " x $17\frac{1}{2}$ ".

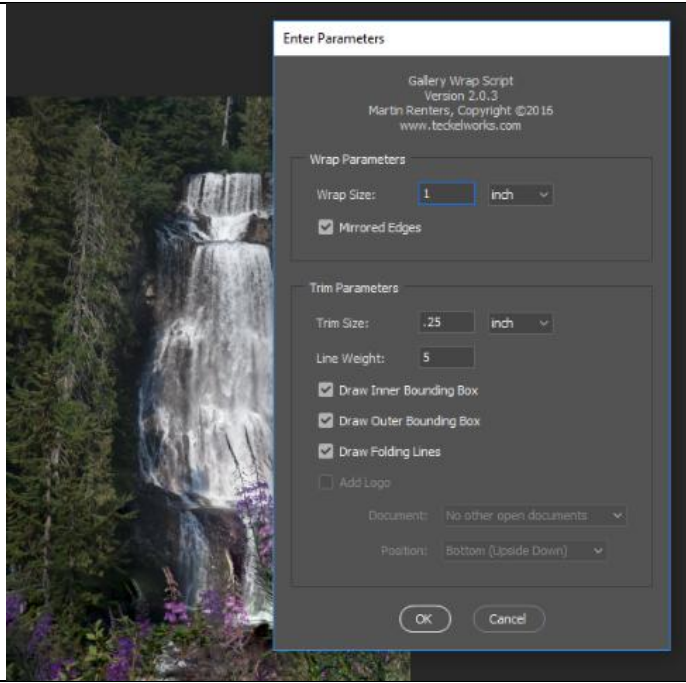
Size the image to the frame size (10x15 in this example)



2. Add Wrap to the Image

Next add the wrap. Use your editing software to add a wrap to the image. Essentially this increases the canvas size to make room for the wrap. In some cases, you might want to not add a wrap and have the image flow naturally over the edge. Some wrap styles are mirroring, stretching, and solid color. A nice mirroring script for Photoshop is at <https://www.teckelworks.com/photography/tools/>.

Once the script is on your computer, in Photoshop, File | Scripts | Browse to select the script.



$\frac{3}{4}$ wrap + $\frac{1}{4}$ for staple => 1"

.25 is the $\frac{1}{4}$ " white staple area



This script has alignment lines (in the white) for transferring to the rear of the canvas.

The dotted lines to not print but show you where the mirroring starts.

3. Print

I use Chromata White canvas from Breathing Color. I buy a small roll and cut as needed. Many companies supply canvas (Red River, Moab, etc.). The canvas supplier will provide the printer profile and print settings for your printer. Be sure to have Photoshop manage printer color.

4. Build Frame

Hobby Lobby sells wooden frame sections or you can build your own from decent pine or plywood. The frame size should be the size of the front of the image (10x15 in the first example). I used mitered corners.

5. Stretch Canvas onto Frame

I spray the print with a sealer. I use Kamar Varnish from Krylon (Hobby Lobby is one source). After it is dry, I clip the corners, this helps reduce the amount of canvas being folded and makes for tighter corners.



I transfer the lines on the print to the back side of the canvas to help me align the frame and canvas. Since these image sizes are fairly small, a lot of stretching is not needed. I use a pair of canvas pliers, but other types of pliers would likely work as well. I use an electric stapler to affix the canvas on the back of the frame.

I fold the canvas like a wrapping a present, then use the stapler from the middle out on one side. Then do the opposite side. And lastly the two ends.

You can hang the framed image directly on a hook or add a wire to the back.

6. Miscellaneous

- I have printed a canvas as a triptych. This gave me a viewable size of 30 x 15.



- Normal Framing

You may want to print the canvas without a wrap and then place it in a frame like a paper print. This gives a nice oil painting effect.

- Examples of various dimensions for a small format printer:

Frame Size	Frame Thickness	Additional Print For back	Stapling Width	Total Canvas Area
10 x 15	3/4"	1/4"	1/4"	12 1/2" x 17 1/2"
10 x 10	1/2"	1/4"	1/4"	12 x 12
11 x 16 1/2	1/2"	1/4"	1/4"	13x18 1/2

The last is the biggest I can print on my 13x19 printer.

Monthly Competition

Subject: Transportation

Winner: Lee Dygert

Title: Red Sun




Regular Competition Winners

First Place



I Said No – Paul Priebe



Lulu- Sonya Lang

Third Place



White-headed Woodpecker - Sharon Ely

Honorable Mention




Alaskan Brown Bear – Sharon Ely



Harrier Hawk - Renata Kleinert




Athletic Horse – Lee Dygert



Shanghai Pals – Paul Priebe



Too Cute – Lee Dygert



Storm Clouds Over Edmunds – Don Elliot

Regular Competition Results

	Title	Maker	Score	Honor
1	55 Chev	Jim Rahm	20	
2	Alaska Brown Bear	Sharon Ely	24	HM
3	Athletic Horse	Lee Dygert	24	HM
4	B&W Lily Reflection	Steve Lightle	23	
5	Blackman Lake Mallard	Sonia Rahm	20	
6	Cactus	Renata Kleinert	23	
7	CLOSE UP	JIM BASINGER	21	
8	Dragon Fly	Bill Schwarz	22	
9	I Said No	Paul Priebe	26	1ST
10	Lavender Fields	Gary Lingenfelter	20	
11	Lulu	sonya lang	26	1ST
12	Maple Glade Trail Reflections	Sherrie Tallman	21	
13	Mt Shuksan	Paula Kelley	22	
14	Painted Hills	Don Elliott	22	
15	Pink Flamingos	Renata Kleinert	21	
16	Red Wing Black Bird	Paul Priebe	21	
17	Wenatche Fireworks	Sonya Lang	21	
18	Baby Brothers	Sharon Ely	23	
19	Blue & Gold Macaw	Steve Lightle	23	
20	Double Lily from my Garden	Sonia Rahm	18	
21	Fair	Bill Schwarz	20	
22	Fish Sticks	Lee Dygert	23	
23	Harrier Hawk	Renata Kleinert	24	HM
24	MILK DROP	JIM BASINGER	21	
25	Model Sailplane	Jim Rahm	18	
26	On The Edge	Sherrie Tallman	22	
27	Pilchuck Waterfall	Don Elliott	20	
28	Shanghai Pals	Paul Priebe	24	HM
29	Sunrise Mt Rainier	Paula Kelley	22	
30	Whatcom Creek	Gary Lingenfelter	20	
31	Whatcom Falls2	sonya lang	21	
32	PRAIRY DOG	JIM BASINGER	19	
33	Rose	Bill Schwarz	22	
34	Sad Clown	Jim Rahm	19	
35	Seattle on a sunny day	Sonia Rahm	20	
	Storm Clouds over Edmonds			
36	Ferry	Don Elliott	24	HM
37	Too Cute	Lee Dygert	24	HM
38	Upper Tipsoo	Paula Kelley	23	
39	Uzumma	Steve Lightle	23	
40	Whatcom Falls in August	Gary Lingenfelter	22	
41	White Headed Woodpecker	Sharon Ely	25	3RD
42	Woodland Stream	Sherrie Tallman	21	

Pilchuck Camera Club Membership List 2017

Last name	First name	Email	Telephone#	Dues
Bailly	Paula	paula.bailly@sno.wednet.edu	425-322-4911	paid
Barragan	Georgina	ginafredd@hotmail.com	425-737-0116	paid
Basinger	Jim	jbasingerokie@comcast.net	360-658-8938	paid
Branscome	Donna	dblifeisgood@aol.com	360-435-2515	paid
Carson	Tracy	t.carson1@yahoo.com	425-343-3164	paid
Davis	Linda	LDavis7734@comcast.net	360-658-8938	paid
Dewey	Bill	retief@deweydrive.com	425-879-9250	For life
Detchemendy	Tom	TomDetch@outdrs.net	360-403-9089	paid
Dygert	Lee	Mel1950@comcast.net	253-234-2353	paid
Elliott	Don	don@elliottfarm.com	425-220-1820	paid
Ely	Sharon	sharely@msn.com	253-952-8321	Paid 2/7
Garrison	Patricia	caker72@frontier.com	916-215-6550	Paid 2/9
Garton	Tim	thgarton@gmail.com	206-714-1668	Paid 2/25
Goodman	Doug	Goodman.douglas@gmail.com	425-954-0197	Paid
Guderjohn	Mike	Elrique64@gmail.com	701-770-6983	paid
Kelley	Paula	Paulakc3@gmail.com	425-244-2074	paid
Kleinert	Renata	photosbyrenata@frontier.com	425-355-7758	paid
Lang	Sonya	sonyalang@hotmail.com	425-773-9680	paid
Lingenfelter	Chris	Christine_cunningham@juno.com	425-239-3499	Paid 2/13
Lingenfelter	Gary	glingen@yahoo.com	425-239-3499	Paid 2/13
Lightle	Steve	lightle@comcast.net	425-330-8623	For life
Marsh	Stephen	stamarsh@comcast.net	360-659-5052	paid
McAlpine	John	jkmca@frontier.com	425-308-0284	paid
Moffitt	Glen	gdmoffitt@gmail.com	425-418-3677	paid
Patrick	Robert	Rpatrick831@gmail.com	206-450-0620	paid
Priebe	Paul	Paulpriebe@msn.com	425-334-2726	paid
Rahm	Jim	Jim@rahm.org	360-568-3590	Paid 2/7
Rahm	Sonia	Sonia@rahm.org	360-568-3590	Paid 2/7
Rahm	Logan	loganrahm@gmail.com	206-919-5299	Paid 3-12
Rapelje	Janet	Jrapelje78@gmail.com	360-652-6623	For life
Schwarz	Bill	Bill@bjschwarz.com	425-422-6367	Paid 2/9
Siefke	Kevin	ksiefke@comcast.net	425-328-9401	paid
Sorensen	Jerry	sorensenjerry@yahoo.com	425-238-4595	Paid 2/9
Tallman	Sherrie	SherrieTallman@comcast.net	425-232-2162	paid
Thomas	Greg	thomasigolf@comcast.net	360-303-6102	paid
Wright	Janet	photo@wavecable.com	360-387-7456	For life
Yakovleff	Senja	Senja.olson@gmail.com	509-270-9052	paid

Updated 8-11-2017