

THE PILCHUCKER

MARCH 2008 VOLUME 40 ISSUE 6



LIST OF OFFICERS PAGE 2
PRESIDENTS CORNER PAGE 3
MEETING MINUTES PAGE 4
FEB EVALUATIONS PAGE 5
WINNERS GALLERY PAGE 6
ABOUT THE COVER PAGE 8
2008 PHOTOGRAPHERS CHOICE LIST PAGE 9



The Pilchuck Camera Club Bulletin

Serving members from the Puget Sound Area of Washington State.



The Pilchuck Camera Club was organized June 12, 1964 and is a member of the Photographic Society of America (PSA) and the Northwest Council of Camera Clubs (NWCCC). Membership is open to anyone interested in color or monochromatic slide or digital photography. Club meetings are held at 7:00 p.m. on the second Thursday of each month in the Baker Heights Social Hall, 1401 Poplar Street, Everett, WA. [Click here for meeting site map.](#)

PSA MEMBER

NWCC MEMBER

Pilchuck Camera Club Web Page: <http://www.geocities.com/pilchuckcc>

Photographic Society of America (PSA) Web Page: <http://www.psa-photo.org>

Northwest Council of Camera Clubs (NWCCC) <http://www.nwcameraclubs.org>

2007-2008 Officers

President - Jim Basinger

Phone: 360-658-8938

jbasingerokie@comcast.net

Vice President - Janet Wright

Phone: 360-387-7456

photo@wavecable.com

Treasurer - Kathy Combs

Phone: 425-267-9070

matthewcombs_2000@yahoo.com

Secretary - Joyce Harvey

Phone: 360-653-4481

Jmhrv@msn.com

Standing Committee Chairmen

Membership: Ethel Geniesse

Phone: 425-259-2869 / JimGeniesse@email.msn.com

Social: Linda Davis

Phone: 360-658-8938 / ldavis7734@comcast.net

Sunshine: Jim & Ethel Geniesse

Phone: 425-259-2869 / JimGeniesse@email.msn.com

Club Competition - Janet Wright

Phone: 360-387-7456 / photo@wavecable.com

PSA Club Representative: Jim Geniesse, PPSA

Phone: 425-259-2869 / JimGeniesse@email.msn.com

NWCCC Delegate: Janet Rapelje, APSA

Phone 360-652-6623 / jaric@eskimo.com

Field Trips: Stephen Lightle

Phone 425-330-8623 / SDLightle@comcast.net

Historian: Janet Wright

Phone: 360-387-7456 / photo@wavecable.com

Slide Records: Jim Geniesse, PPSA

Phone: 425-259-2869 / JimGeniesse@email.msn.com

Slide Registration: Linda Davis

Phone: 360-658-8938 / ldavis7734@comcast.net

Equipment: Norm Kreger

Phone: 360-387-7456 / photo@wavecable.com

Pilchucker Editor: Jim Basinger

Phone: 360-658-8938 / jbasingerokie@comcast.net

COMING EVENTS

Saturday March 8, 2008

Image Of The Year Banquet

Time 5 PM

At Wellers Chalet Inn Restaurant

2211 State Route 530

Arlington, Washington

MARCH 9, 2008

CAMERA CLUB OUTING

Pike Place Market

MARCH 13, 2008

REGULAR MONTHLY MEETING

PROGRAM BY VICKI DERKS

MAY 9-12, 2008

CAMERA CLUB OUTING

Walla Walla Balloon Festival

**2008 ASSIGNED SUBJECT
BARNs**

MARCH

REFRESHMENTS

LINDA DAVIS



PRESIDENT'S

CORNER

BY JIM BASINGER



Most of you camera club members have seen an attempt of mine to get a splash picture when a drop of water hits a body of water and makes a splash. This is really difficult. You focus where the water drop is going to land. Put your camera on bulb, turn out the lights, trip the shutter, fire the flash, release the shutter. Doesn't sound difficult does it. Try it. Most of the time you will either be too late and get ripples in the water or too early and get the drop in Mid Air. It is hard to time it just right where the flash gets the splash.

On Line I found a place where I could buy a kit of what they called a Photogate with a timed delay. The Kit comes with a peg board for the circuits, 10 resistors, 9 capacitors, and infrared emitter and phototransmitter, 2 different timers, 2 potentiometers, and other things. All of this goes on this peg board for the circuits that is not but 2 inches by 3 inches. Lot of intricate work (They do have very good information on installing everything which is very good for me because I know nothing about electrical circuits.

I am getting close to getting the thing put together. The way it works is the drop of water breaks the infrared beam and then you are suppose to regulate this timer to fire your flash when the water drop has traveled the rest of the way to the body of water (making the splash). It is going to still be a hit and miss way of taking pictures until I get it timed just right. Some Pictures I have seen have been milk drops instead of water and are dropped on a shiny surface instead of into a body of liquid. Does Milk travel at the same speed as the water or will I have to dial in the correct delay for a milk drop. Also there are liquids other than water. Each might fall at a different rate of speed so there could be a lot of dialing in the proper delay depending on what I am using for my liquid. Different size splashes can be made by adding glycerin to the water drop to change its viscosity and/or adding soap to the body of water to change the surface tension.

One other thing that I will have to figure out is how to get the drops to fall at a long interval between drops so I will have time to trip the shutter and give my flash time to re-energize. It should be fun and hopefully I can get some good pictures.

**Pilchuck Camera Club
Meeting Minutes
February 14,2008**

By Janet Rapelje APSA
Secretary pro-tem.



The Pilchuck Camera Club meeting was opened at 7:40 p.m. by Vice President Janet Wright. Eight members were present and guests were; Joy Graves, Andrew Rice, Earl Farrow, Stephanie Armstrong, Jacob Nusbaum and Diana Lightle.

Minutes were approved as written. Treasurer Kathy Combs announced there is \$856.35 in the treasury.

Sunshine Chairman Ethel Geniesse reported Jim Basinger and Linda Davis are absent this evening due to the flu. Ethel is doing much better with her fractured elbow and Jim Geniesse will be having surgery on a heart valve when Ethel recovers.

PSA is accepting images until February 28th for the 75th Anniversary Book featuring PSA Members' Images.

Field Trips:

Lunar New Year – date to be announced.

Pike Place Market – March

Walla Walla Hot Air Balloon Festival – May 9, 10, 11 and 12.

There are 3 slides and 27 digital images in tonight's competition. Judges are Kevin, Norm, Joan and Ethel as alternate.

IOY Banquet is ready for March 8th.

March program will be by Vicki Derks.

Send digital images to Jim Geniesse at: pccdigitalentry@msn.com

Meeting adjourned at 7:50 p.m.


February Evaluations

Title	Maker	Points	
Baby Tear	Janet Wright	21	
Lady In Red	Janet Wright	23	
Poster Edge Flower	Janet Wright	21	
Balloon Liftoff	Linda Davis	23	
Wary Burrowing Owl	Linda Davis	23	
Great Blue Heron Dance	Linda Davis	22	
Angel Fish	Jim Geniesse	24	3rd Place
Snow Geese In Flight	Jim Geniesse	25	1st Place
Butterfly On Desert Flower	Jim Geniesse	23	
Don't Loose Your Marbles	Kevin Siefke	24	3rd Place
Kalalaya Dancer	Kevin Siefke	25	1st Place
Shell Game	Kevin Siefke	22	
Smoke 3	Jim Basinger	21	
Water Drop # 2	Jim Basinger	24	3rd Place
Smoke	Jim Basinger	21	
Prairie Smoke	Janet Rapelje	24	3rd Place
Star Fish	Janet Rapelje	22	
Monarch	Janet Rapelje	21	
Clips And Jacks	Steve Lightle	23	
Clover And Wheat	Steve Lightle	24	3rd Place
Sharing Secrets	Steve Lightle	24	3rd Place
Rainbow Cups	Norm Kreger	21	
Set Me Free	Norm Kreger	20	
Star Ball	Norm Kreger	22	
A Real Rooster	Joyce Harvey	23	
Eagles Bath 1	Joyce Harvey	21	
Red Paintbrush	Joyce Harvey	22	
The Prince	Joyce Harvey	22	For Points only
Vine Maple	Joyce Harvey	23	For Points only
Tobacco Row	Joyce Harvey	22	For Points only

FEBRUARY WINNERS GALLERY



**SNOW GEESE IN FLIGHT
BY JIM GENIESSE
FIRST PLACE**



**KALALAYA DANCER
BY KEVIN SIEFKE
FIRST PLACE**




**SHARING SECRETS
BY STEVE LIGHTLE
THIRD PLACE**



**ANGEL FISH
BY JIM GENIESSE
THIRD PLACE**


CONTINUED ON FOLLOWING PAGE



**DON'T LOOSE YOUR MARBLES
BY KEVIN SIEFKE
THIRD PLACE**



**CLOVER AND WHEAT
BY STEVE LIGHTLE
THIRD PLACE**



**WATER DROP # 2
BY JIM BASINGER
THIRD PLACE**

Images in this issue are copyrighted by their respective owner. All rights reserved.

PSA

Photographic
Society of
America



2008 PSA INTERNATIONAL
CONFERENCE
PORTLAND OREGON
MARRIOTT DOWNTOWN
WATERFRONT HOTEL
AUG 31—SEPT 6 2008

Pilchuck Camera Club's

PSA Contact:

Jim Geniesse, PPSA,

JimGeniesse@email.msn.com

PSA WEBSITE

<http://www.psa-photo.org/>

COVER

SHOT



3RD PLACE : February competition

PHOTOGRAPHER: Janet Rapelje

LOCATION: Northeastern Wash-
ington.

EQUIPMENT: Pentax camera
with a 70-210 Pentax Zoom Lens
and Fuji 50 Slide Film.

SITUATION : This Photo is the
seed of the Prairie Smoke (also
known as Old Man's Beard). The
flowers are Pink and Red, about
1/2 inch in diameter and the plant
is about 16 inches high.

The Plant blooms from Spring un-
til Mid Summer.

Results of February PSA color projected image division International Club Image Competition.

FEATHER AND EGG
BY JANET RAPELJE
11 POINTS

HEPATICA
BY KEVIN SEIFKE
10 POINTS

KAYAKER 29
BY STEVE LIGHTLE
10 POINTS

ALBANY FIREWORKS
COLOR BLAST
BY NORM KREGER
10 POINTS

SANDHILL CRANE
BY JIM BASINGER
10 POINTS

BACK OF MT. SHUKSAN
BY DON RAPELJE
11 POINTS

2008 PHOTOGRAPHERS CHOICE LIST

Images are due at November 2008 club meeting
Images will be shown at December 2008 meeting.

- 1 _____ BLACKLIGHT
- 2 _____ REFLECTIONS
- 3 _____ SMOKE
- 4 _____ FISHING EQUIPMENT
- 5 _____ PURPLE
- 6 _____ CURVES
- 7 _____ MUSICAL INSTRUMENT/MUSICIAN
- 8 _____ STAINED GLASS
- 9 _____ TRAINS
- 10 _____ CHURCH
- 11 _____ METAL
- 12 _____ BABY
- 13 _____ STILL LIFE
- 14 _____ CANDLE(S)
- 15 _____ ANIMAL
- 16 _____ FALL COLORS
- 17 _____ MIST / FOG
- 18 _____ MOUNTAINS
- 19 _____ PARADE
- 20 _____ ACTION

You have all year (almost) to take these 20 photo's. Some of the subjects you will probably photograph anyway so please do the rest of them and let's have a good turn out of people who show images at our December 2008 meeting.